



# Sydney' water future... vision, not spin!

**Dr Charles Essery**

**Managing Director**

*Sustainable Water Solutions Pty Ltd*

Adjunct Professor University of Western Sydney,  
Engrg & industrial Design



OR

# Sydney's Water Fairy Tale

*- story of three little water pigs  
and the Minister for Greed*



## The Cast

- **The Minister for Spin (“Cat”)**
- **The Minister for Quick Fixes (“Rimmer”)**
- **The Minister for Vision and Value (“Lister”)**
- **The Minister for Greed and Shady Interests (“Darth”)**



# Spin, lies and “damn” statistics



- In 1980, a new supply was needed by 2000 (SWC,1980)
- In 1989, issue focused on discharging more effluent offshore to clean beaches
- In 1995, the “Choices” community consultation said recycling was inevitable
- In 1996, demand management targets set as answer in Operating Licence
- In 1998, the Cryptosporidium Management Crisis
- In 1999, Water Plan 21 will lead the way
- In 2003, ignore warnings of increasing demand for water...bury facts in small print!
- By 2004, SWC has not once met its demand targets
- In October 2004, The Metro Plan!
- In April 2005, The Auditor General's Report
- In June 2005, The Dubai Jaunt
- In August 2005, The Salty solution.



# Spin, lies and “damn” statistics

*“the demand management house”*



- Very Quick
- Very Cheap
- Looks and sounds good
- No investment from The Minister of Greed
- When it goes wrong, blame the customer
- Good value, until it rains or the Minister of Greed calls to pick up his future dividends
- No investment from The Minister of Greed



# Outcome of the House of spin! “SWC demand management policy”



Hmmm, it seemed such a good idea and was so cheap?  
Pass the salt!



# The Salty Solution, sold as the strong, leadership answer



- Trust us, we are in charge
- No need for consultation
- Ignore Environmental protection
- Ignore social & cultural values
- It will cost more than recycling
- It removes the need for nasty rainwater tanks
- No need to use stormwater
- It uses lots of energy, which also delivers lovely dividends to build schools and hospitals
- It emits lots of climate warming gases – helps cut down on home heating bills?!
- It will be the biggest and best in the southern hemisphere – tourists will flock to see and drink the water
- You will not drink sewage.....Hmmm  
Recycled seawater mixed with raw effluent?



# The Salty Solution, seawater recycling (desalination)



- Quick Fix
- No immediate need to do anything... Just pay!
- Nice opportunity for “NSW-government-style” contract management
- Minister for Greed is happy
- Bureaucrats return to their games
- Private sector under used
- Status Quo, until the next crisis!
- Say good by to that silly sustainability pig! He so boring




# Outcome of the a desalination solution- effective but short sighted



We shall not knowingly  
drink recycled water?  
Pass the salt!



# The house of "vision and value" - sustainable water cycle management





# Its all too difficult.... Or is it?

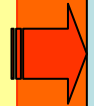
- **Australia** recycles effluent - 9% (maximum)
- **Country NSW** towns/cities recycle 20%+
- **Salisbury City Council** reuses stormwater
- **Richmond and Windsor** drink recycled water
- **Sydneysiders** actual drink recycled effluent
- **All cities located on rivers** drink recycled water – a worldwide fact!

**Sydney actually only recycles <1%  
( excludes internal STP usage)**



# Sustainable Water Cycle Options in Sydney - *What can be done!*

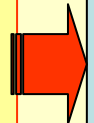
Traditional existing Sydney water cycle Norm - (circa 400lpd)



POTABLE

100% *(Can only be maintained if Desalination plant is built)*

Under "1995" SWCM Model: (SOPA)  
50% below Sydney Norm - (circa 220lpd)



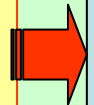
POTABLE

55%

Recycled Stormwater & effluent 45%

*Being achieved now at the Sydney Olympic Park!*

Ultimate Sustainable Water Cycle:  
75% below Sydney Norm - (circa 100lpd)



POTABLE

25%

Rain Water

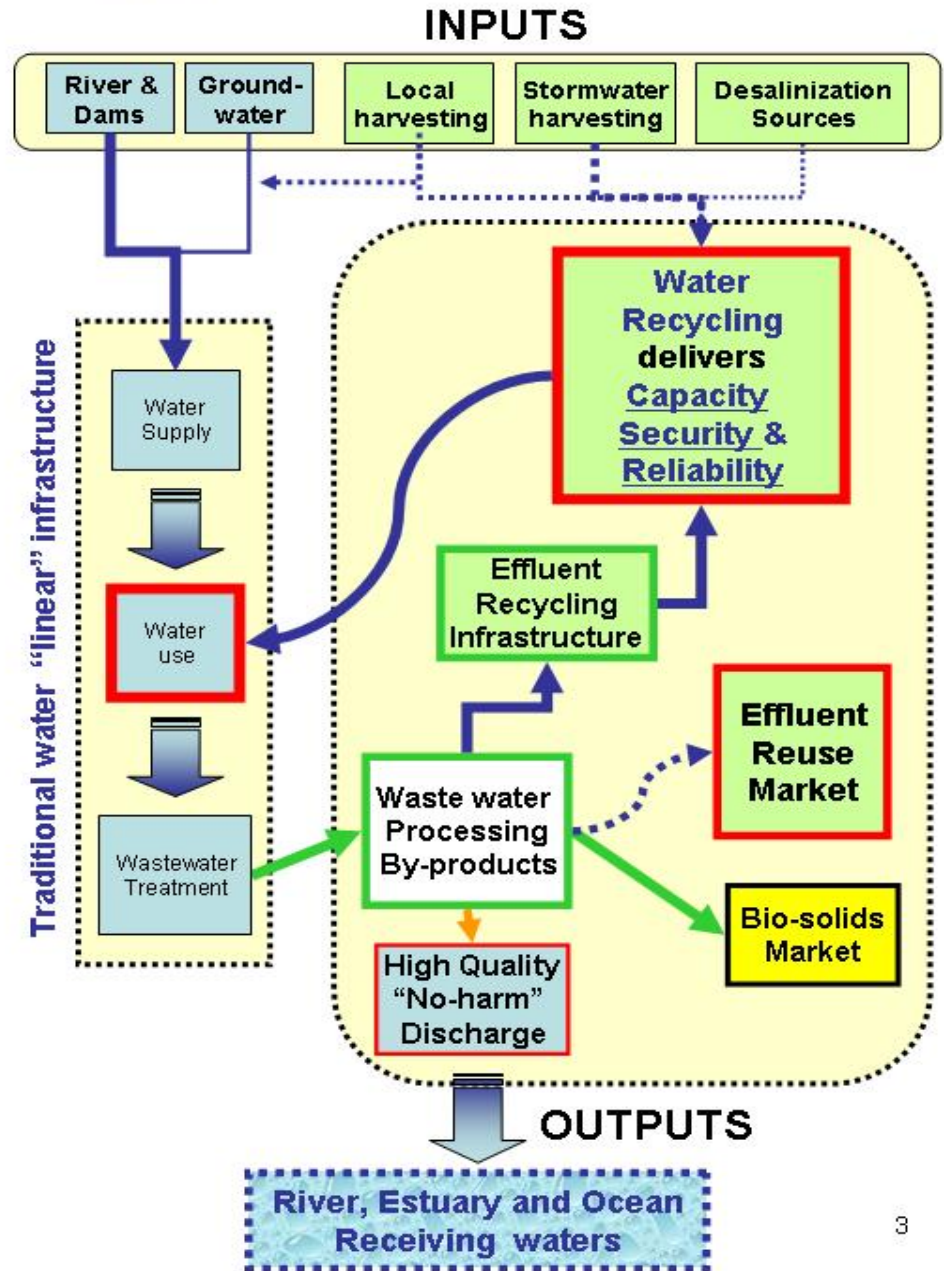
15-25%

Recycled Stormwater & effluent 50-60%

*The vision for beyond 2035?*



The way forward  
..... house  
planned  
and built on  
**vision and  
value**





## Common Position among Australian Water Suppliers

Demand exceeding supply and increasing  
Water resource is over-allocated  
Increasing pressure for “no-harm” discharge  
Demands for “environmental water”  
Investment needed for backlog and new infrastructure

Range of Supply options from  
“*new raw water*” supply through to  
“sustainable water cycle management”

### Growth by New Source Supply

#### Characteristics

- Focus on supply augmentation
- Promotion of water demand management
- New storages
- New Water sources – Desalination
- Corresponding increased effluent
- Increased environmental impacts
- **Medium-term solution**
- Sustainability issues remain
- Major short-term investment

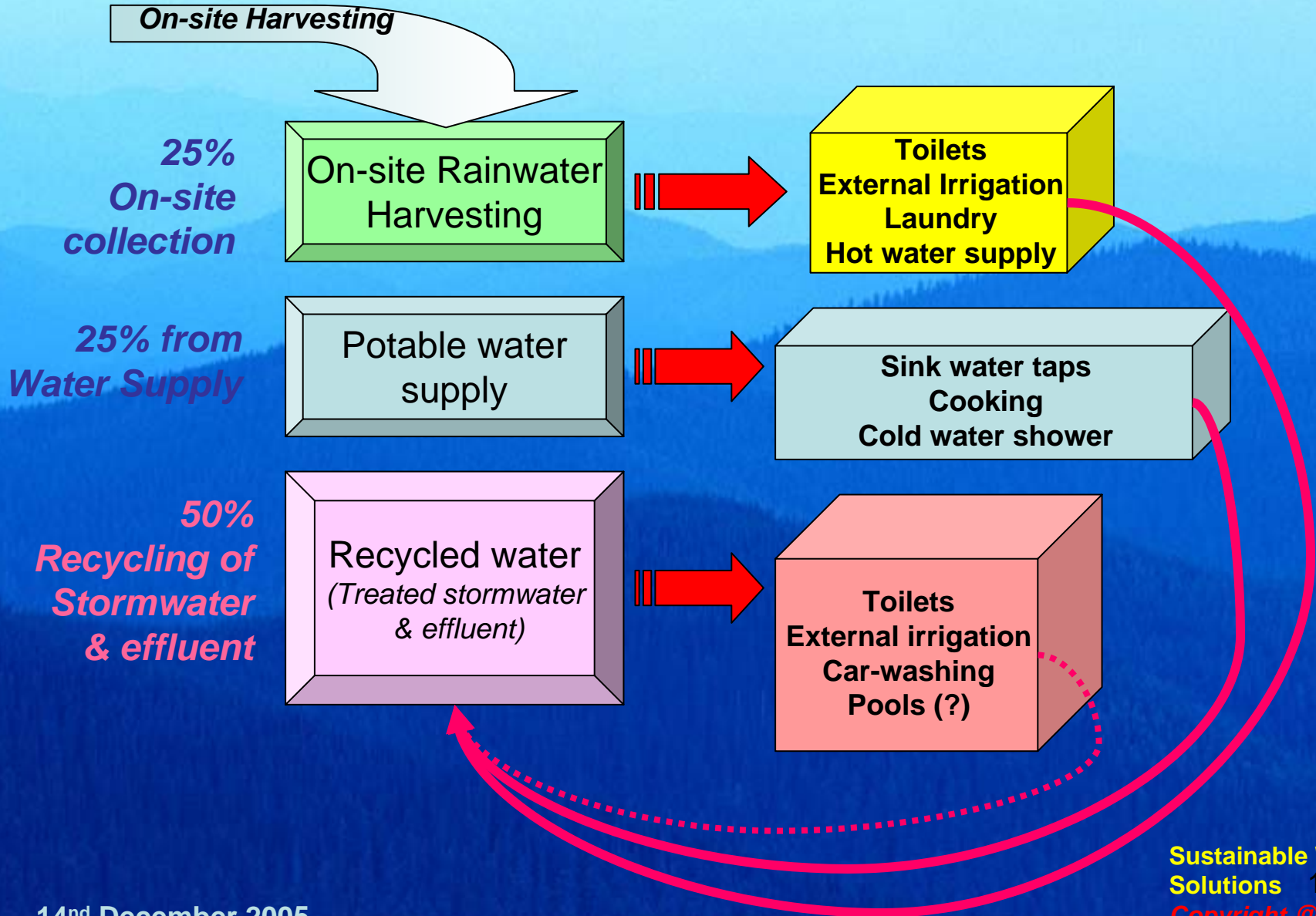
### Sustainable Water Cycle Management

#### Characteristics

- Focus water cycle management
- Promotion of water demand management
- Augmentation only of critical natural storages
- Augment supply by reuse, recycling & stormwater and rainwater harvesting
- Introduction of multi-grade water
- Reduced environmental impacts
- **Long-term solution**
- Sustainability issues resolved
- Incremental long-term investment



# Future sustainable plumbing water cycle



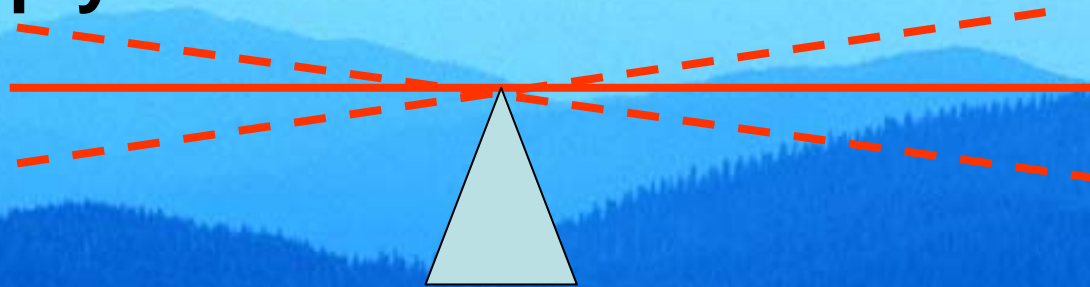


# The Way forward!

## Destroy the spin and quick fix mentality

Supply

Demand



### BALANCE


- Diversified supply
- Effective Demand Management
  - True-cost Pricing
  - Institutional Reform
  - Recycle as the “Norm”
- Stormwater and Rainwater harvested
  - Consult and Communicate
- Triple Bottom Line Accountability



## Otherwise .....

**In the words of Douglas Adams' dolphins  
(*the Hitchhikers Guide to the Galaxy*).....**

***“So long and thanks for all the fish.... it  
needn't have come to this....”***



# Thank you for listening